

SPT Series

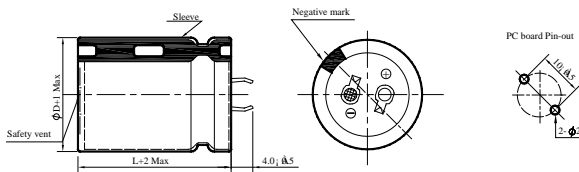
- Large size for PCB board mounting hole type.
- Load life 4,000 hours at 105 °C.

◆ SPECIFICATIONS

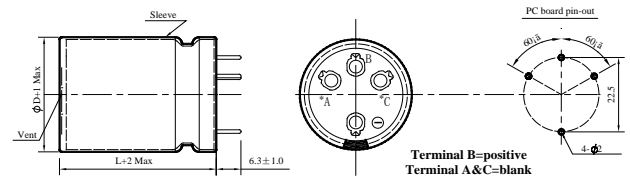
Item	Performance Characteristics			
Category Temperature Range	-25 ~ +105°C			
Working Voltage Range	200 ~ 400Vdc			
Capacitance Range	68 ~ 1,000μF			
Capacitance Tolerance	±20% (at 25°C and 120Hz)			
Dissipation Factor (tanδ) (at 25°C, 120Hz)	Rated Voltage (V)	200	250	400
	tanδ(Max)	0.15	0.15	0.20
Leakage Current	I=0.02CV or 3000μA, whichever is smaller I : Leakage current (μA) C : Rated capacitance (μF) V : Rated voltage (V) Impress the rated voltage for 5 minutes.			
Endurance	The following requirements shall be satisfied when the capacitor are restored to 25°C after the rated voltage applied for 4,000 hours at 105°C.			
	Capacitance change	≒ ±20% of the initial value		
	Dissipation factor(tanδ)	≒ 200% of the specified value		
	Leakage current	≒ specified value		
Shelf Life	The following requirements shall be satisfied when the capacitor are restored to 25°C after exposing them for 1,000 hours at 105°C without voltage applied.			
	Capacitance change	≒ ±20% of the initial value		
	Dissipation factor(tanδ)	≒ 200% of the specified value		
	Leakage current	≒ 200% of the specified value		
Others	Conforms to JIS-C-5101-4 (1998), characteristic W.			

◆ DIMENSIONS (mm)


Terminal Code : ND : Standard



Terminal Code :K6 (ø35)



◆ PART NUMBERING SYSTEM(Example : 250V 330μF)



SPT Series

◆ Case size & Permissible rated ripple current (mA rms) at 105°C/120Hz:

V _{dc} ΦD uF	200						V _{dc} Φ	250							
	Φ 22		Φ 25		Φ 30			Φ 22		Φ 25		Φ 30		Φ 35	
	ΦD×L	RC	ΦD×L	RC	ΦD×L	RC		ΦD×L	RC	ΦD×L	RC	ΦD×L	RC	ΦD×L	RC
68							68								
100							100	22×25	400						
120	22×25	430					120	22×30	440						
150	22×25	480					150	22×30	550						
220	22×30	670					220	22×35	750						
330	22×35	960					330	22×45	1020						
470	22×45	1100					470			25×50	1200				
680			25×50	1350			680					30×50	1450		
820					30×45	1600	820							35×45	1700
1000					30×50	1750	1000							35×50	1850

V _{dc} ΦD uF	400							
	Φ 22		Φ 25		Φ 30		Φ 35	
	ΦD×L	RC	ΦD×L	RC	ΦD×L	RC	ΦD×L	RC
68	22×25	280						
100	22×35	470						
120			25×35	520				
150			25×40	600				
220			25×50	820				
330					30×50	1010		
470							35×50	1300

◆ RIPPLE CURRENT MULTIPLIERS

Frequency Multipliers

V _{dc}	Frequency (Hz)				
	50/60	120	1K	10K	100K
200 ~ 250	0.88	1.00	1.15	1.17	1.20
400	0.90	1.00	1.10	1.13	1.15